

Please use this as a general guide to glazing.

Check with manufacturers for more detailed glazing information.

The aim of correct glazing is to stop water ingress. Failure to follow the correct glazing methods may result in damage to the units and paint work which will invalidate any guarantees.

Use quality glazing products and read the small print for compatibility

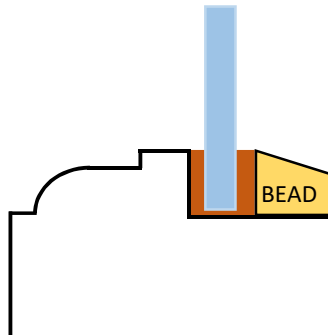
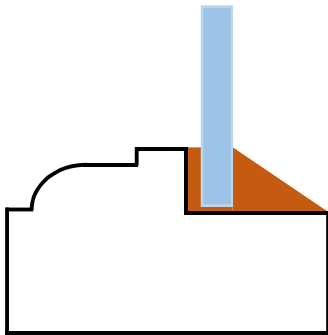
Before glazing, paint or stain all the joinery and beads.

Use appropriate glazing products depending on type of glass.

Fix beads with galvanised or stainless steel pins, fill all pin holes and repaint.

<https://hodgsonsealants.com/technical/glazing-systems/>

SINGLE GLAZED



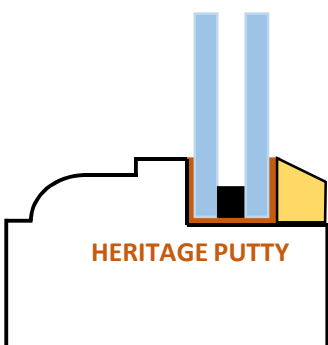
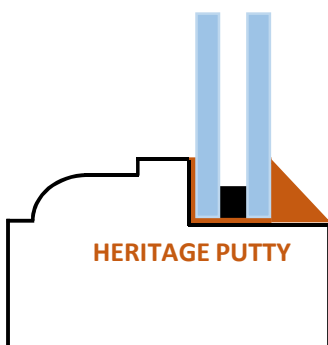
<https://hodgsonsealants.com/wp-content/uploads/2017/01/HS-The-H5-Glazing-System.pdf>

Single glazed with **putty**

Single glazed with **putty** and glazing beads

Heritage putty can also be used for single glazing.

12MM SASHLITE



<https://hodgsonsealants.com/wp-content/uploads/2017/01/HS-The-H7-Glazing-System.pdf>

12mm Sashlite double glazing with Heritage Putty

12mm Sashlite double glazing with Heritage Putty



Please use this as a general guide to glazing.

Check with manufacturers for more detailed glazing information.

The aim of correct glazing is to stop water ingress. Failure to follow the correct glazing methods may result in damage to the units and paint work which will invalidate any guarantees.

Use quality glazing products and read the small print for compatibility

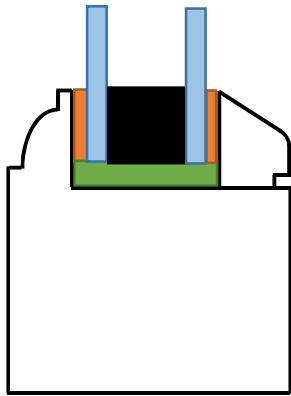
Before glazing, paint or stain all the joinery and beads.

Use appropriate glazing products depending on type of glass.

Fix beads with galvanised or stainless steel pins, fill all pin holes and repaint.

<https://hodgsonsealants.com/technical/glazing-systems/>

24mm DOUBLE GLAZING

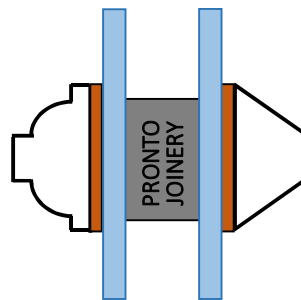
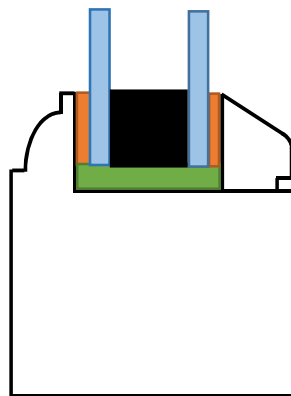


<https://hodgsonsealants.com/wp-content/uploads/2017/01/HS-The-B6-Glazing-system-Hodgson.pdf>

Fill void around double glazed unit with silicone (Hodgson Silfix U9)

Double glazing with Hodgson Flexistrip. Do not use with applied bars.

24mm DOUBLE GLAZING



Fill void around double glazed unit with silicone (Hodgson Silfix U9)

Double glazing with foam security tape. Use this method with applied bars.

Double glazing with georgian bar tape. Use this method with applied bars.

